FJERSTE vaccination

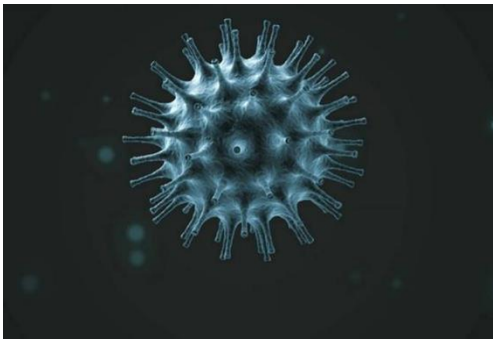

COVID-19 SAFETY PLAN
Grieg Seafood

July 2020

Contents

Introduction 2
Responsibilities of Managers & Supervisors 2
Responsibilities of Employees 2
Safety Control Measures 3
Screening of Workers: 3
Areas of Congregation: 3
Job Tasks & Processes: 5
Showing Symptoms at Work: 6
Exposure Control Policy 7
Violence in the Workplace Policy 9
Training Plan 9
Appendix 10
Daily Van Checklist 10
Fuerste Vaccination Services Health & Safety Checklist 12
Hand Hygiene Poster 13
How to Wear a Medical Mask Safely Poster 14
How to Properly Remove Gloves Poster 15
Coronavirus Prevention Poster 16
Cleaning & Disinfectants Poster 17
Notice of Office Closure 18
Notice of Occupancy Limit for Head Office 19
The Office is Open Notice 20
Notice of Occupancy Limit for Break Room (1) 21
Notice of Occupancy Limit for Break Room (2) 22
Self-Declaration Form 23
Confirmation of Illness Form 24

Introduction

This document outlines the safety protocols that are in place to protect the staff members of Fuerste Vaccination Services during an outbreak of COVID-19. This safety plan has been written specifically for vaccinating services at Grieg Gold River hatchery. For the safety plan at another site serviced by Fuerste Vaccination Services, please refer to that specific document.

Fuerste Vaccination Services takes the health and safety of our employees very seriously. With the spread of COVID-19, Fuerste Vaccination Services will stay vigilant in mitigating the outbreak. Fuerste Vaccination Services is a proud part of the aquaculture industry which has been deemed essential during this Declared National Emergency. In order to be safe and maintain operations, we have developed this COVID-19 Safety Plan to be implemented to the extent feasible and appropriate, throughout Fuerste Vaccination Services and at all of our job sites. Fuerste Vaccination Services' Human Resource Department will also monitor the related guidance that the BC Centre for Disease Control and Public Health Officer make available.

This plan is based on information made available from the BCCDC and Public Health Officer at the time of its development and is subject to change based on further information provided by the BCCDC, Public Health Officer and other public officials. Fuerste Vaccination Services may also amend this Plan based on operational needs.

Responsibilities of Managers & Supervisors

All Managers and Supervisors must be familiar with this Plan and be ready to answer questions from employees. Managers and Supervisors must set a good example by following this plan at all times. This involves practicing good personal hygiene and work site safety practices to prevent the spread of the virus. Managers and Supervisors must encourage this same behaviour from all employees.

Responsibilities of Employees

Fuerste Vaccination Services is asking every one of our employees to help with our prevention efforts while at work. In order to minimize the spread of COVID-19 everyone must play their part. As set forth below, Fuerste Vaccination Services has instituted various sanitization, social distancing and other best practices at our worksites. All employees must follow these. In addition, employees are required to report to their Managers or Supervisors if they are experiencing signs or symptoms of COVID-19, as described below. If you have a specific question about this Plan or COVID-19, please ask your Manager or Supervisor. If they cannot answer your question, please contact Jennifer Llewellyn, HR Manager.

Safety Control Measures

Screening of Workers

All Crew Members are expected to be aware of any possible symptoms they may be experiencing and report those symptoms immediately to the Coordinator while maintaining physical distancing (2 meters). Crew Members are required to have their temperatures upon arriving to the worksite (head office or hatchery). The Self-Declaration form must be completed with name, date, temperature reading and signature before entering a Crew vehicle or hatchery. Disciplinary action may be taken by the employer if Crew Members fail to comply with this safety measure.

Areas of Congregation

All areas where staff will potentially congregate together have been assessed and risk mitigation measures have been put in place. The safety control measures for these areas have been outlined below and will be enforced by the Site Manager and Supervisor. Failure to adhere to the safety control measures below will lead to discipline up to and including termination.

Head Office

a. During a high-risk outbreak, no staff member will be permitted inside the Head Office, including Administrative Staff. Only one designated personnel will be permitted to enter to retrieve necessary equipment, vehicle keys and documents that are required to perform essential services. The designated personnel is required to disinfect any items or office equipment that was touched upon arrival and before departing the Office. This includes but is not limited to door handles, alarms, printers, cupboards and handles and the washroom. The front door code will be changed in order to prevent unauthorized entry and a notice will be posted on the front door. Administrative staff will be required to work from home and the Office will be considered closed.

b. During a moderate risk outbreak, a maximum of 3 non-employees will be permitted to enter the office while maintaining physical distancing of 2 meters. Any persons that enters the premises will again be required to disinfect any items or office equipment that was touched upon arrival and before departing the Office (see suggested list above). Proper hygienic measures are to be followed such as hand washing and cough/sneeze etiquette. All persons entering the Head Office will also be required to take their temperatures and complete the self-declaration form.

c. During a low risk outbreak, the Office will be open to staff if physical distancing is maintained and proper hygienic measures are followed such as hand washing, cough/sneeze etiquette and sanitization of used equipment or items.

d. During any phase, no one is permitted to enter the Office if experiencing any symptoms of COVID-19, has been exposed to someone who has experienced symptoms of COVID-19 in the last 10 days or has been out of the country within the last 14 days. Please see the Exposure Control Policy for more information.

Company Vehicles

a. During a high-risk outbreak, a maximum of 3 Crew Members may ride in the White and Blue Nissan vans and a maximum of 2 Crew Members in the Caravan, including the driver. All Crew Member entering the vehicles must wash or sanitize their hands first. Crew Members are not permitted to swap vehicles at the end of the day. Staff must ride home in the same van and in the same spot that they rode up to the work site in. The vehicle sanitization checklist must be completed after every single use by the driver of the vehicle. Staff must enter and leave the vehicle one by one while leaving a minimum of 2 meters between each person. Face masks must be worn while travelling in the company vehicle. No personal items or garbage is permitted to be left in the van without its owner.

b. During a moderate risk outbreak, a maximum of 4 Crew Members may ride in the White or Blue Nissan vans and all Crew are required to wear masks. Three Crew Members may ride in the Caravan with masks being worn at all times in the vehicle.

c. A low risk outbreak will mirror a moderate risk outbreak.

On-Site Facillities

Shared Washrooms

i. During all levels of risk of an outbreak, staff are required to sanitize commonly touched areas when entering the washroom and when leaving. This includes but is not limited to door handles, sink taps/faucet, the toilet, shower and light switch. Paper towel will be provided by the hatchery so hand towels do not need to be shared when washing hands. Fuerste Crew Members are required to maintain physical distancing of at least 2 meters from Grieg Hatchery staff at all times.

Break Areas

i. During a high risk outbreak, only one staff member may use the break room at one time, given that no Grieg Hatchery staff are utilizing the break room at the same time. The break area must be sanitized before and after use. This includes but is not limited to counters, appliances, light switches, sink tap/faucets, garbage cans that have been touched and cupboards. Staff must wash all dishes thoroughly with soapy water before and after using. Food and meal sharing are also not permitted.

ii. During a low and moderate risk outbreak, all of the above applies with the exception that 3 people may enter the break room at the same time (including Grieg Hatchery staff) with physical distancing, cough/sneeze etiquette and disinfecting measures being maintained.

iii. The smoking area may be used as long as physical distancing is being followed. Cigarettes are not to be shared. Hand washing procedures must be taken before and after smoking.

Boot Room

i. During all risk levels of an outbreak, only one Crew Member is permitted to enter the boot room at one time. Boots must be sprayed down and disinfected at the end of every shift.

Vaccination Area/Hatchery

i. During all risk levels of an outbreak, if a barrier is installed, Crew must remain within the barrier and ensure to sanitize the barrier at the end of every shift. If no barrier is in place, face masks must be worn during vaccination. All equipment and the work areas must be sanitized before and after use (start of shift, breaks and end of shift). The daily sanitizing checklist must be completed by each Crew Member.

ii. During a high risk outbreak, no unnecessary staff or visitors are permitted to be on site.

iii. During a moderate to low risk outbreak, additional staff may attend the worksite if necessary to complete job duties but physical distancing and sanitization protocols must be followed and PPE such as nitrile gloves must be worn. All visitors must take their own temperature and complete the Self-Declaration form before entering the hatchery.

Laundry Facilities

i. During all risk levels of an outbreak, Crew Members will have access to the laundry facility on-site. One Crew Member may do their laundry at a time. The washer and dryer must be disinfected after each use including high touch areas such as light switches, buttons and dials on the laundry machine and dryer, etc.

Job Tasks & Processes

All job tasks and processes that could potentially put staff at risk of contracting the virus have been assessed and risk mitigation measures have been put in place. The safety control measures for these job tasks and processes have been outlined below and will be enforced by the Site Manager and Crew Supervisor. Failure to adhere to the safety control measures below will lead to discipline up to and including termination.

Vaccine Sign Out

a. Only one Crew Member will be designated to sign out vaccine for Crew Members in order to limit the amount of people entering the vaccine fridge and sign out area. Vaccine bags and sign out area must be disinfected at the beginning and end of each shift. Each vaccine bag must be sprayed down with disinfectant before handing over to the respective Crew Member. This process applies to each level of risk of an outbreak.

Equipment & Station Set Up

a. During all risk levels of an outbreak, Crew Members will maintain social distancing while navigating the vaccinating area and obtaining their equipment. Crew will take what they need for the entire day, sanitize the equipment and keep it at their work station. Equipment is not permitted to be shared with other staff members for the duration of the shift and for the duration of the week if possible. All equipment must be sanitized at the end of every shift. Work station areas must be disinfected at the beginning and end of each break as well as the end of every shift. The daily sanitizing checklist must be completed by each Crew Member.

   Where feasible, equipment & tools that must not be shared and must be disinfected at the end of each shift include but are not limited to: packs of needles, machine tools, vaccine bag hoses, aprons and PPE.

Aprons are not permitted to leave the vaccinating area and Crew Members must utilize the same apron for the duration of the day and week where possible. As per the daily sanitization checklist, aprons must be hung separately from Crew Members aprons and disinfected at the end of each shift.

Vaccination

a. Nitrile gloves must be worn at all times and changed frequently including at each break. Crew Members must not reach across barriers that are in place on the vaccination table and remain within their safe working bubble.

Brailer Duties/Station

a. During a high risk outbreak, the Brailer is not permitted to leave the Brailing station unless being relieved for a break. The Brailer will not take on usual responsibilities such as emptying cull buckets or reject buckets. As per the Sanitization checklist, the Brailer will wear nitrile gloves and sanitize the Brailer area at the start of each break and end of each shift.
b. During a moderate to low risk outbreak, the Brailer will be permitted to resume these duties but must put on a mask if less than 2 meters from a Crew Member.

End of Shift

a. Crew Members are required to disinfect and put away all equipment for the day in a place where they can easily identify the same equipment for perusal the next day. Crew should maintain physical distancing while moving throughout the vaccinating area. Nitrile gloves should be exposed of (please see document on proper removal of gloves) and aprons disinfected and hung where they can be easily identified by the wearer for the next shift.

Showing Symptoms at Work

Crew Members who fall ill while at the hatchery, must self-isolate in a remote area such as the washroom or outside the hatchery immediately following the onset of symptoms. Crew Members will either arrange for a ride to their homes or 911 will be called if hospitalization is required. A Fuerste Vaccination Services staff member who is First Aid Trained will attend to the sick Crew Member until they are off site and notify the management team immediately. Everything that the Crew Member came in contact with must be disinfected immediately.

Should two or more Crew Members develop symptoms of COVID-19, the HR Department will report an outbreak to the Island Health Authority:

Phone: (250) 519-3401
Email: info@viha.ca

Exposure Control Policy

Fuerste Vaccination Services is committed to providing a safe and healthy work environment for its staff and will strive to find ways to control or eliminate exposure to pandemic influenza or flu-like illness by developing and implementing proper controls, safe work procedures and educating and training its workers. During an official outbreak, Fuerste Vaccination Services will follow direction and controls as specified by the BC Centre for Disease Control and the local Health Authority's Medical Health Officer.

Safe Work Procedures

Hand Washing

Hand washing is one of the most effective ways to minimize the risk of infection. Proper hand washing helps prevent the transfer of infectious materials from the hands to other parts of the body – particularly the eyes, nose and mouth – or to other surfaces that are touched. Wash your hands immediately:

- Before entering or leaving the work area
- At the start and end of each break
- After handling materials that may be contaminated
- Before eating, drinking, smoking, handling your contact lens or glasses, etc

Hand Washing Procedure

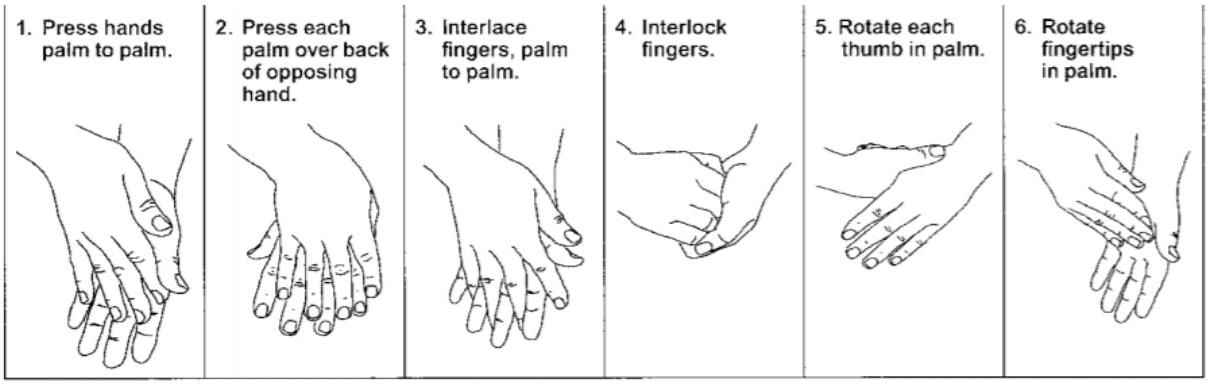

Use soap and warm running water; it does not have to be hot to be effective. If water is unavailable, use a waterless hand cleanser that has at least 60% alcohol. These are available throughout the hatcheries or can be purchased from stores if the Crew Member is at a camp location. Follow the manufacturer's instructions on how to use the cleanser. Wash and rinse your hands for at least twenty seconds.

Cough/Sneeze Etiquette

Crew Members are expected to follow cough/sneeze etiquette, which is a combination of measures that minimizes the transmission of diseases via droplet or airborne routes. Cough/sneeze etiquette includes the following components:

- Cover your mouth and nose with a sleeve or tissue when coughing or sneezing
- Use tissues to contain secretions, and dispose of them promptly in a waste container
- Turn your head away from others when coughing or sneezing
- Wash hands regularly

Showing Symptoms of Influenza

During an outbreak, Crew Members should stay home if they become ill with COVID-19 symptoms. If a Crew Member develops symptoms of influenza while at work, to minimize the potential spread, they are required to immediately notify the Site Manager or Crew Leader/Supervisor, put on a mask and isolate in the hatchery until arrangements are made to get the Crew Member home as soon as possible. All items that the Crew Member came into contact with, must be disinfected immediately. The Crew Member must self-isolate for 10 days and only return once they have recovered from the illness and are no longer showing symptoms. At the onset of symptoms, Crew Members are required to complete the Confirmation of Illness Form which is available through the Human Resource Department. If the Crew Member is severely ill (difficulty breathing, chest pain), 911 must be called immediately and a First Aid Attendant must stay with the Crew Member until paramedics arrive.

Any Crew Member who has left the country or come in contact with an individual showing symptoms or testing positive for COVID-19 must self-isolate for 14 days before returning to work.

Implementation Plan

In the event of a pandemic alert, the following risk control measures will be instituted:

Low Risk:

- All Crew Members will be instructed in hand washing and cough/sneeze etiquette
- Sick workers will be instructed to stay home

Moderate Risk:

- All Crew Members will be instructed in hand washing and cough/sneeze etiquette
- Sick workers will be instructed to stay home
- PPE may be made available
- Safe distancing from each other will be implemented
- Additional disinfecting materials will be made available

High Risk:

- All Crew Members will be instructed in hand washing and cough/sneeze etiquette
- Sick workers will be instructed to stay home
- PPE will be made available
- Mandatory use of PPE will be enforced
- Safe distancing from each other will be implemented
- Disinfection of all equipment, vehicles, workspaces, clothing and Crew Members will be required
- Head Office will be closed to all Crew Members

Violence in the Workplace Policy

We understand that frustration and tension may be higher than usual due to COVID-19. Fuerste Vaccination Services will maintain a work environment free from threats and acts of violence and will not tolerate any type of workplace violence committed by or against any of our Crew. The following Violence in the Workplace Policy will be upheld and made available to all staff during the COVID-19 crisis.

Crew Members are prohibited from making threats or engaging in any violent activity. The following behaviours, while not exhaustive, provides an example of conduct that is prohibited:

- Causing physical injury to another person
- Making threatening remarks
- Acting out in an aggressive or hostile manner that creates reasonable fear of injury to another person or subjects another individual to emotional distress
- Intentionally damaging employer property or property of a Crew Member
- Possessing a weapon while on employer or customer property or while on duty

If a threat of violence arises, staff are to isolate themselves from the situation immediately by moving themselves to a locked (washroom or vehicle) or open (outside) area. Staff are not permitted to attempt to deescalate the situation themselves as this will be dealt with by someone on the management team. Any potentially dangerous situations must be reported immediately to the Site Manager, Crew Supervisor and Human Resources. Fuerste Vaccination Services will take appropriate action at any indication of a potentially hostile or violent situation.

Training Plan

All staff are required to undergo training on the Safety Plan for COVID-19 for their specific site prior to commencing work. Training on this document will be delivered by one or more individual from the Management Team at the Head Office. Physical distancing will be maintained during training sessions and the number of attendees will be limited to a number dependent on the risk level of outbreak at the time training is delivered. All new staff as well as returning staff members will receive the same training and will not be permitted to work until training has been completed.

All staff will be provided with in-person training, provided a copy of this Safety Plan and a copy of the Safety Plan will be available on site at Dalrymple in the Health & Safety binder.

Posters that highlight key information and policies from this Safety Plan will be displayed at the worksite by the Crew Supervisor.

All trained First Aid Attendants will receive additional training on providing First Aid to Crew Members during a COVID-19 outbreak as per the OFAA Protocols during the COVID-19 pandemic document provided by WorkSafe BC. This training will occur by either the Site Manager or Crew Supervisor prior to the commencement of work.

Appendix

The following checklist is required to be completed by each driver of the vehicles on a daily basis and then submitted to the Coordinator.

Daily Van Checklist

Date: _____

Vehicle: _____

Name of Driver: _____

This checklist is MUST be completed by the driver each and every time a Fuerste Vaccination Services vehicle is used to transport Crew Members to a worksite.

- ☐ Driver has wiped/sprayed all door handles inside and out, inside door panel, dashboard and steering wheel before crew gets in
- ☐ Driver opens one front window and one back window for ventilation
- ☐ All crew members use the provided hand sanitizer before entering vehicle
- ☐ No more than the allowed maximum of passengers as per the COVID-19 Safety Plan
- ☐ Arriving at the hatchery all crew is to sanitize hands leaving the van and one person to spray/wipe all handles, door panels, dashboard and steering wheel
- ☐ Anyone entering the van throughout the day needs to sanitize their hands and touched surfaces ie: door handle
- ☐ Once back at the office ensure windows are closed, spray/wipe all surfaces inside and outside handles

Did you have any safety concerns while operating and transporting staff in this vehicle? If so, please explain and return this form to a member of management.

The following checklist is required to be completed by each Vaccinator every shift and then submitted to the Coordinator.

Fuerste Vaccination Services Health & Safety Checklist

FUERSTE VACCINATION SERVICES

Daily Health & Safety Checklist

All Crew Members are required to sign below daily at the end of their shift to confirm compliance with the following safety measures:

- ✓ I did not enter the boot room while another Crew Member was present
- ✓ I used every hand sanitizer that was available as moving throughout the hatchery
- ✓ I did not remove vaccine from the fridge or touched the sign-out sheet unless I was the designated Crew Member for vaccine sign out
- ✓ I wore my mask at all times when physical distancing was not possible (in the vans, while handling fish, in the office, while moving throughout the hatchery)
- ✓ I wore the same apron throughout the day and sprayed my apron with alcohol before hanging my apron for breaks. I did not store my apron close to another's.
- ✓ If Brailer, I wore nitrile gloves while brailing and sprayed/wiped handheld controls, radio and surfaces in my area throughout the day
- ✓ I washed my dishes thoroughly with adequate soap and water
- ✓ I sanitized the kitchen area before and after my breaks (fridge handles, microwave handles/buttons, dishwasher handle/buttons, tables, chairs, sink and taps)
- ✓ I sanitized the washrooms before and after use (toilet, sink, taps, light switch, and doorknob)
- ✓ I used my arm to shield my mouth when coughing, sneezing or clearing my throat
- ✓ I left my spot at the machine to blow my nose and immediately washed my hands with soap and water and ensure that gloves and tissue were disposed of properly
- ✓ I wiped down all the light switches, fan switches and door handles with sanitizer throughout the day
- ✓ I ensured there was an adequate supply of cleaners and sanitizer in my area and notified my Crew Leader if more was needed

Date: _____	Name: _____	Initials: _____	Date: _____	Name: _____	Initials: _____
Date: _____	Name: _____	Initials: _____	Date: _____	Name: _____	Initials: _____
Date: _____	Name: _____	Initials: _____	Date: _____	Name: _____	Initials: _____
Date: _____	Name: _____	Initials: _____	Date: _____	Name: _____	Initials: _____
Date: _____	Name: _____	Initials: _____	Date: _____	Name: _____	Initials: _____
Date: _____	Name: _____	Initials: _____	Date: _____	Name: _____	Initials: _____
Date: _____	Name: _____	Initials: _____	Date: _____	Name: _____	Initials: _____
Date: _____	Name: _____	Initials: _____	Date: _____	Name: _____	Initials: _____
Date: _____	Name: _____	Initials: _____	Date: _____	Name: _____	Initials: _____
Date: _____	Name: _____	Initials: _____	Date: _____	Name: _____	Initials: _____
Date: _____	Name: _____	Initials: _____	Date: _____	Name: _____	Initials: _____
Date: _____	Name: _____	Initials: _____	Date: _____	Name: _____	Initials: _____
Date: _____	Name: _____	Initials: _____	Date: _____	Name: _____	Initials: _____
Date: _____	Name: _____	Initials: _____	Date: _____	Name: _____	Initials: _____
Date: _____	Name: _____	Initials: _____	Date: _____	Name: _____	Initials: _____
Date: _____	Name: _____	Initials: _____	Date: _____	Name: _____	Initials: _____
Date: _____	Name: _____	Initials: _____	Date: _____	Name: _____	Initials: _____
Date: _____	Name: _____	Initials: _____	Date: _____	Name: _____	Initials: _____
Date: _____	Name: _____	Initials: _____	Date: _____	Name: _____	Initials: _____
Date: _____	Name: _____	Initials: _____	Date: _____	Name: _____	Initials: _____
Date: _____	Name: _____	Initials: _____	Date: _____	Name: _____	Initials: _____
Date: _____	Name: _____	Initials: _____	Date: _____	Name: _____	Initials: _____
Date: _____	Name: _____	Initials: _____	Date: _____	Name: _____	Initials: _____
Date: _____	Name: _____	Initials: _____	Date: _____	Name: _____	Initials: _____
Date: _____	Name: _____	Initials: _____	Date: _____	Name: _____	Initials: _____

The following posters and signage will be hung at the worksites and on-site accommodations by the appointed Coordinator as it applies.

Hand Hygiene Poster

HOW TO WEAR A MEDICAL MASK SAFELY

who.int/epi-win

Do's

Wash your hands before touching the mask

Inspect the mask for tears or holes


Find the top side, where the metal piece or stiff edge is

Ensure the colored-side faces outwards

Place the metal piece or stiff edge over your nose

Cover your mouth, nose, and chin

Adjust the mask to your face without leaving gaps on the sides

Avoid touching the mask

Remove the mask from behind the ears or head

Keep the mask away from you and surfaces while removing it

Discard the mask immediately after use preferably into a closed bin

Wash your hands after discarding the mask

Don'ts

Do not Use a ripped or damp mask

Do not wear the mask only over mouth or nose

Do not wear a loose mask

Do not touch the front of the mask

Do not remove the mask to talk to someone or do other things that would require touching the mask

Do not leave your used mask within the reach of others

Do not re-use the mask

Remember that masks alone cannot protect you from COVID-19. Maintain at least 1 metre distance from others and wash your hands frequently and thoroughly, even while wearing a mask.

EPI·WiN World Health Organization

How to Properly Remove Gloves

To protect yourself, use the following steps to take off gloves:

1

Grasp the outside of one glove at the wrist. Do not touch your bare skin.

2

Peel the glove away from your body, pulling it inside out.

3



Hold the glove you just removed in your gloved hand.

4

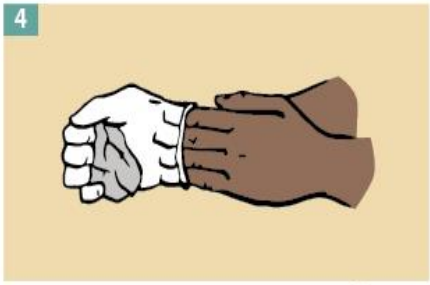

Peel off the second glove by putting your fingers inside the glove at the top of your wrist.

5

Turn the second glove inside out while pulling it away from your body, leaving the first glove inside the second.

6

Dispose of the gloves safely. Do not reuse the gloves.

7

Clean your hands immediately after removing gloves.

Coronavirus COVID-19

BC Centre for Disease Control | BC Ministry of Health

Coronavirus Prevention

✓ Wash your hands often with soap and water for at least 20 seconds. If soap and water are not available, use an alcohol-based hand sanitizer.

X Avoid touching your eyes, nose, and mouth with unwashed hands.

✓ Cover your cough or sneeze with a tissue, then throw the tissue in the trash.

X Avoid close contact with people who are sick.

✓ Clean and disinfect frequently touched objects and surfaces.

✓ Stay home when you are sick.

!! **WEARING A MASK IS NOT AN EFFECTIVE MEASURE TO KEEP YOURSELF SAFE FROM VIRAL INFECTION.**

BC Ministry of Health | BC Centre for Disease Control

If you have fever, a new cough, or are having difficulty breathing, call 8-1-1.

Coronavirus COVID-19

BC Centre for Disease Control | BC Ministry of Health

CLEANING AND DISINFECTANTS FOR PUBLIC SETTINGS

Good cleaning and disinfection are essential to prevent the spread of COVID-19 in BC.

This document provides advice to public groups, transit, schools, universities, and other institutions in BC on cleaning for non-health care settings.

Make sure to wash hands with plain soap and water after cleaning or use an alcohol-based hand sanitizer.

Cleaning: the physical removal of visible soiling (e.g., dust, soil, blood, mucus). Cleaning removes, rather than kills, viruses and bacteria. It is done with water, detergents, and steady friction from cleaning cloth.

Disinfection: the killing of viruses and bacteria. A disinfectant is only applied to objects; never on the human body.

All visibly soiled surfaces should be cleaned before disinfection.

Cleaning for the COVID-19 virus is the same as for other common viruses. Cleaning products and disinfectants that are regularly used in households are strong enough to deactivate coronaviruses and prevent their spread.

Recommendations:

- General cleaning and disinfecting of surfaces should occur at least once a day.
- Clean and disinfect highly touched surfaces at least twice a day and when visibly dirty (e.g., door knobs, light switches, cupboard handles, grab bars, hand rails, tables, phones, bathrooms, keyboards).
- Remove items that cannot be easily cleaned (e.g., newspapers, magazines, books, toys).

Cleaning

For cleaning, water and detergent (e.g., liquid dishwashing soap), or common household cleaning wipes should be used, along with good physical cleaning practices (i.e., using strong action on surfaces).

Disinfection

For disinfection, common household disinfectants such as ready-to-use disinfecting wipes and pre-made solutions (no dilution needed) can be used. Use the figure and table below for guidance. Always follow the manufacturer's instructions printed on the bottle.

IPC v2.0

BRITISH COLUMBIA | Ministry of Health

BC Centre for Disease Control

If you have fever, a new cough, or are having difficulty breathing, call 8-1-1.

Non-medical inquiries (ex. travel, physical distancing): **1-888-COVID19 (1888-268-4319) or text 604-630-0300**

Notice of Office Closure

The Office is currently CLOSED due to COVID-19. **Entry is not permitted** by anyone other than designated personnel.

If you require assistance, please contact hr@fuerstevaccinations.com or kkirschner@fuerstevaccinations.com and we will be happy to help you.

Thank you for your patience during this time,

The Management Team

FUERSTE vaccination

Notice of Occupancy Limit for Head Office

Please note that a maximum of three (3) people are permitted to occupy the Office due to COVID-19 at this time. Current staff may enter if the points below are satisfied.

- Please knock and someone will advise whether entry is possible.
- If you are experiencing any symptoms of COVID-19 (cough, sore throat, difficulty breathing, fever), you are not permitted to enter the building and must go home, call 811 and isolate for 10 days.
- If you have been out of the country in the last 14 days or have come in contact with someone who has displayed symptoms of COVID-19, you are not permitted to enter the building and must go home and isolate.
- All sanitization, hygiene and physical distancing measures are in effect.

Thank you for your patience during this time,

The Management Team

FUERSTE vaccination

The Office is Open Notice

- If you are experiencing any symptoms of COVID-19 (cough, sore throat, difficulty breathing, fever), you are not permitted to enter the building and must go home, call 811 and isolate for 10 days.
- If you have been out of the country in the last 14 days or have come in contact with someone who has displayed symptoms of COVID-19, you are not permitted to enter the building and must go home and isolate.
- All sanitization, hygiene and physical distancing measures are in effect.

Thank you for your patience during this time,

The Management Team

FUERSTE vaccination

Notice of Occupancy Limit for Break Room (1)

Please note that a maximum of one (1) person is permitted to occupy the break room due to COVID-19 at this time.

- Kitchen must be sanitized before and after use (counters appliances, light switches, sink taps/faucets, garbage cans, cupboards, etc)
- Wash all dishes thoroughly with soapy water
- Food & meal sharing is not permitted

Failure to comply must be reported to the Site Manager/Crew Supervisor

Thank you for your patience during this time,

The Management Team

FUERSTE vaccination

Notice of Occupancy Limit for Break Room (3)

Please note that a maximum of three (3) people are permitted to occupy the break room due to COVID-19 at this time.

- Social distancing of 2 meters must be maintained at all times
- Kitchen must be sanitized before and after use (counters appliances, light switches, sink taps/faucets, garbage cans, cupboards, etc)
- Wash all dishes thoroughly with soapy water
- Food & meal sharing is not permitted

Failure to comply must be reported to the Site Manager or Crew Supervisor

Thank you for your patience during this time,

The Management Team

FUERSTE vaccination

COVID-19 Self Declaration Sign-In Sheet

All Crew Members are required to sign below before entering a Crew vehicle or hatchery. By signing below, you are confirming that you, or anyone in your household, 1) have not left the country in the last 14 days; 2) are not currently ill or suffering from any COVID-19 like symptoms that include a cough, sneezing, fever, sore throat, difficulty breathing; and 3) have not been in close contact with someone who has been suffering from any of the above symptoms or someone who has a confirmed or probable case of COVID-19. By signing below, you agree to immediately leave the hatchery and not attend work if you start experiencing COVID-19 like symptoms while at work. By signing below, you also acknowledge that you understand and will abide by the COVID-19 safety plan specific to your work site and consent to having your temperature taken each day prior to the commencement of work.

Date: _____ Name: _____ Temp: _____ Initials: _____

CREW MEMBER CONFIRMATION OF ILLNESS FORM

Please only complete this form if your absence is due to symptoms of COVID-19, you are pending test results, or if you have a clinical diagnosis of COVID-19.

In recognition of the increasing pressure on our medical clinics and hospitals due to the COVID-19 pandemic, we will not, at the outset, require an Attending Physician's Statement in order to substantiate your absence if your absence is due to COVID-19 symptoms, or a clinical diagnosis of the virus. This is a time limited exception as we move through the current situation.

In the absence of an Attending Physician's Statement, we require confirmation of your symptoms, your test results, and any medical treatment you may have received for your condition. Accordingly, please complete and sign this form and return it to Jennifer at hr@fuerstevaccinations.com.

---

1. Please confirm:

Crew Member Name: Click or tap here to enter text.

Date symptoms first appeared: Click or tap to enter a date.

First day absent from work: Click or tap to enter a date.

2. Please indicate the symptoms associated with your illness:

- ☐ Fever
- ☐ Cough
- ☐ Fatigue
- ☐ Muscle aches
- ☐ Sore throat
- ☐ Shortness of breath
- ☐ Other Click or tap here to enter text.
- ☐ Decreased appetite
- ☐ Runny nose
- ☐ Nausea
- ☐ Vomiting
- ☐ Headache

3. Do you have any other health problems that might affect your recovery (e.g. diabetes, heart disease, respiratory illness)?

Click or tap here to enter text.

4. A) Date of medical consultation relation to COVID-19: Click or tap to enter a date.

B) Who was the medical consultation with (e.g.: physician/clinic/hospital/Public Health authority)?

Click or tap here to enter text.

5. A) Date of COVID-19 test: Click or tap to enter a date.

B) Name, address and phone number of facility where test conducted:

Click or tap here to enter text.

C) Test result:

☐ Positive

☐ Negative

☐ Pending – if pending, date expected: Click or tap to enter a date.

Attached test resulted if available.

6. Have you been instructed to quarantine?

☐ Yes, as of this date: Click or tap to enter a date.

☐ No

- When do you expect the quarantine to end? Click or tap to enter a date.
- When are you next seeing your physician? Click or tap to enter a date.
- When do you expect to return to work? Click or tap to enter a date.

7. Any other details relating to your illness you would like us to know:

Click or tap here to enter text.

I certify that the statements in this form are true and complete and understand that further information may be required to validate my claim.

Name: Click or tap here to enter text.		Phone Number:	Click or tap here to enter text.
Email: Click or tap here to enter text.		Cell Phone Number:	Click or tap here to enter text.
Signature:		Date:	Click or tap to enter a date.

For more information on the novel coronavirus, go to the Public Health Agency of Canada's website at: https://www.canada.ca/en/public-health.html